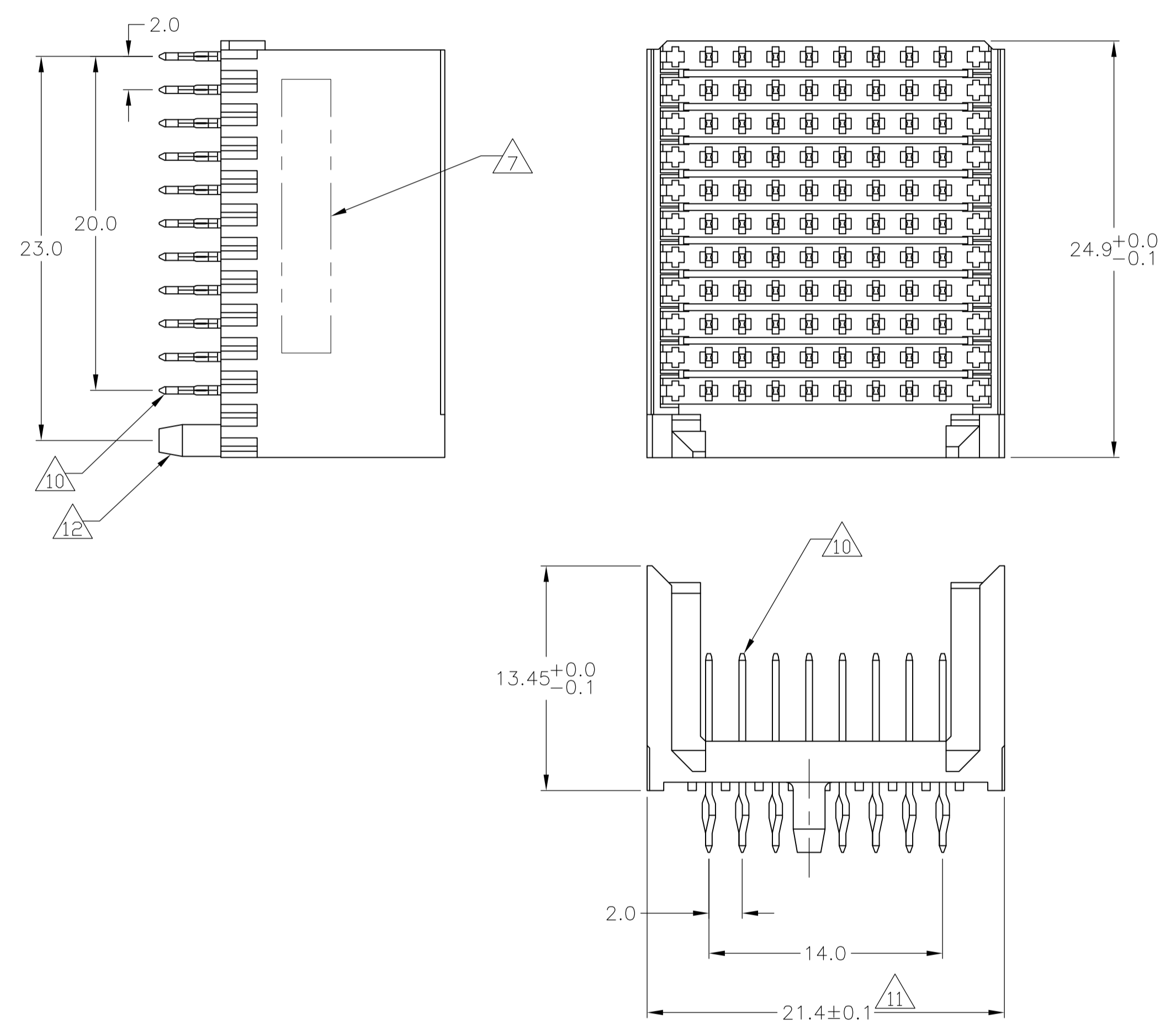
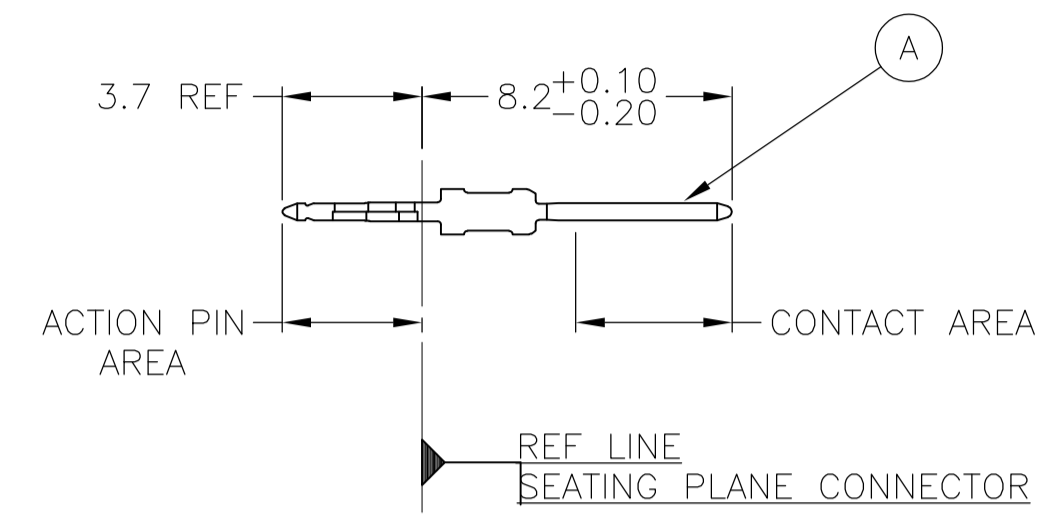


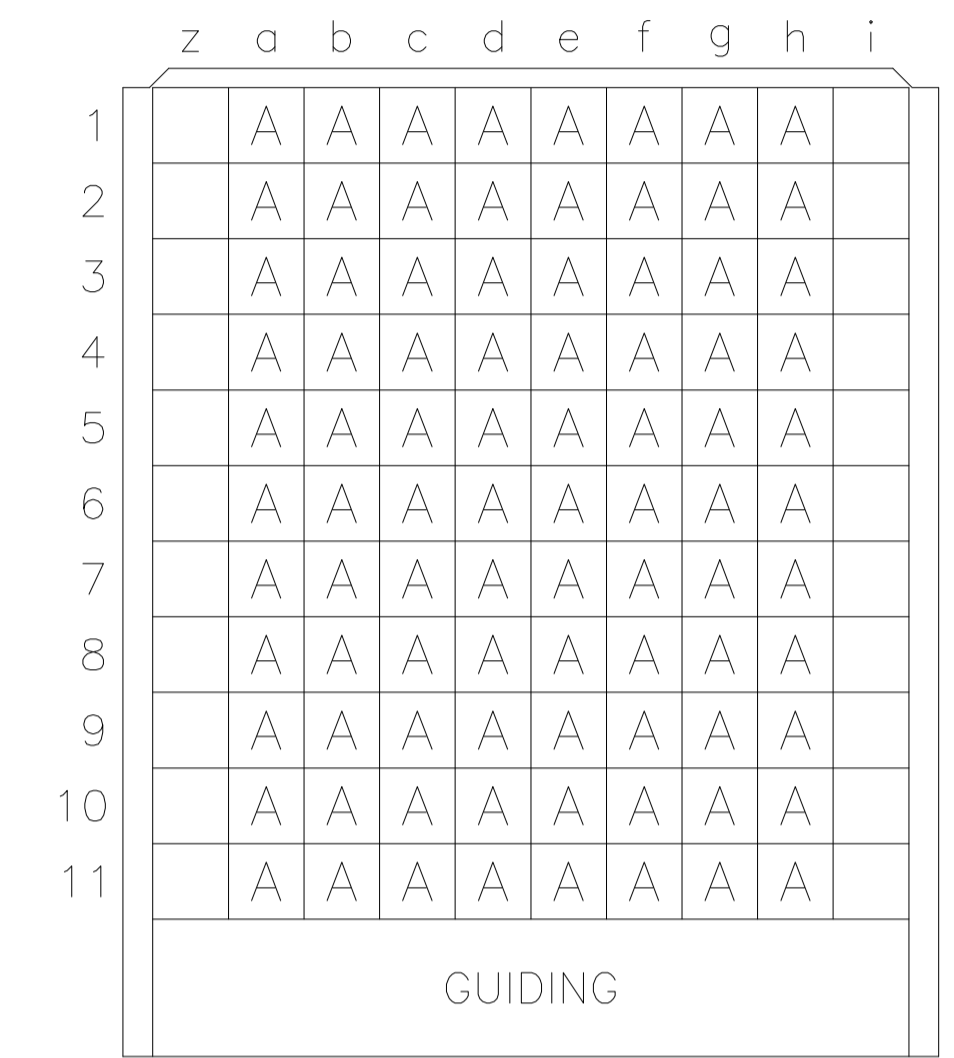
CONNECTOR ASSEMBLY EXAMPLARY LOADED



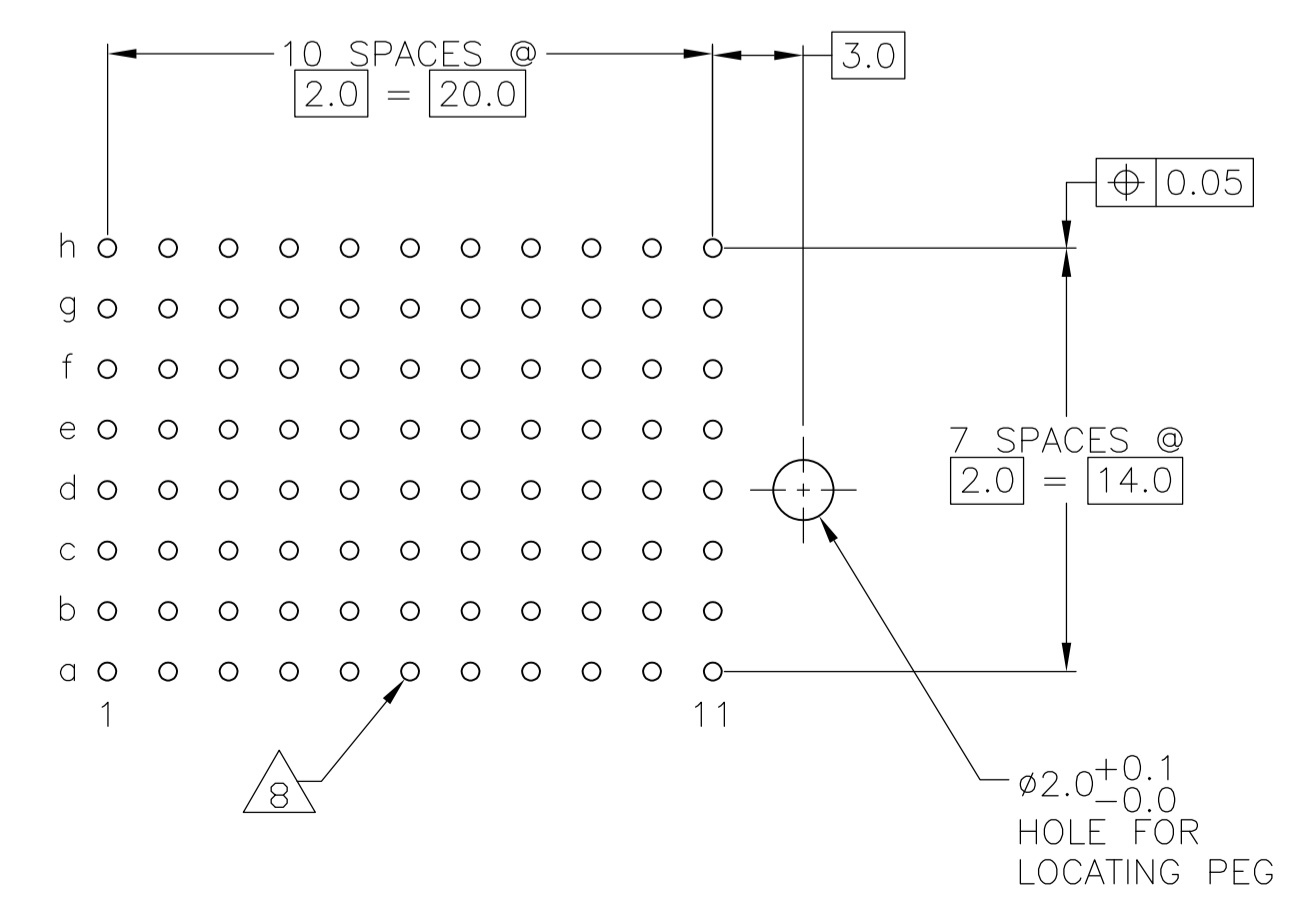
CONTACT DIMENSIONS SCALE 5:1



CONTACT LAYOUT



RECOMMENDED PCB-HOLE LAYOUT COMPONENT SIDE SHOWN



PLATED THRU HOLES PARAMETERS REFERENCE APPLICATION SPECIFICATION

OBsolete	2 3 14	3-5646457-0
	2 6 13	1-5646457-9
	2 5 13	5646457-9
	2 4	5646457-4
	2 3	5646457-1
FINISH		PART NUMBER

THIS DRAWING IS A CONTROLLED DOCUMENT.		DN: S. WAITMAN 13JUL05	Tyco Electronics Corporation Harrisburg, Pa 17105-3608	
DIMENSIONS: mm		CHK: G. SKIPPER 13JUL05	NAME: MALE ASSEMBLY, Z-PACK 2mm HM, TYPE F	
TOLERANCES UNLESS OTHERWISE SPECIFIED:		APVD: G. SKIPPER 13JUL05	PRODUCT SPEC: 108-19082	
0-PLC ±		APPLICATION SPEC: 114-19029		
1-PLC ±0.2		SIZE: A1		
2-PLC ±0.02		CAGE CODE: 00779		
3-PLC ±0.005		DRAWING NO: 5646457		
4-PLC ±0.002		RESTRICTED TO: -		
ANGLES ±0.30°		WEIGHT: -		
MATERIAL: 1		CUSTOMER DRAWING		
SEE TABLE		SCALE: 4:1 SHEET: 1 OF 2 REV: D		

LOC		DIST		REVISIONS			
IF	LTR	DESCRIPTION	DATE	DWN	APPR		
-	-	SEE SHEET 1	-	-	-	-	-

- 1 MATERIAL:
CONTACT: PHOSPHOR BRONZE.
HOUSING: GLASS-FILLED POLYESTER.
- 2 GENERAL PLATING SPECIFICATION: UNDERPLATING
(ENTIRE CONTACT): 1.27µm MIN NICKEL AND ACTION
PIN: 0.5µm MIN TIN.
FOR PLATING OF MATING SURFACES SEE APPLICABLE
SPECIFICATION REFERENCE FOR EACH DASH NUMBER.
- 3 CONFORMS TO ALL TESTING ACCORDING TO IEC 61076-4-101
PERFORMANCE LEVEL 2.
- 4 CONFORMS TO ALL TESTING ACCORDING TO IEC 61076-4-101
PERFORMANCE LEVEL 1.
- 5 CONNECTOR TESTED AND QUALIFIED AGAINST TELCORDIA GR-1217-CORE QUALITY LEVEL 3,
CENTRAL OFFICE APPLICATIONS.
- 6 CONNECTOR TESTED AND QUALIFIED AGAINST TELCORDIA GR-1217-CORE QUALITY LEVEL 3,
UNCONTROLLED ENVIROMENT APPLICATIONS.
- 7 CONNECTOR MARKED WITH PART NUMBER AND DATE CODE.
ADDITIONAL CHARACTERS OR MARKINGS, AS WELL AS THE LOCATION OF THE MARKINGS,
MAY BE ADDED FOR TRACEABILITY BASED UPON MANUFACTURERS DISCRETION.
- 8 PLATED-THROUGH HOLES AT 2x2mm SQUARE GRID
PATTERN DEFINED BY CONTACT LAYOUT.
- 9 FOR ACTUAL PIN LOADING SEE "CONTACT LAYOUT".
- 10 FOR ACTUAL PIN DIMENSIONS SEE "CONTACT DIMENSIONS".
- 11 TO BE MEASURED AT BOTTOM OF SHROUD.
- 12 LOCATION PEG.
- 13 CONNECTOR LUBRICATED WITH BELCORE APPROVED LUBRICANT,
TECHNICAL REFERENCE: TR-NWT-001217 ISSUE 1, SEP 1992.
- 14 0.76µm MIN GOLD PLATING ON MATING SURFACES

THIS DRAWING IS A CONTROLLED DOCUMENT.		DWN S. WAITMAN 13JUL05	Tyco Electronics Corporation Harrisburg, Pa 17105-3608	
DIMENSIONS: mm		CHK G. SKIPPER 13JUL05	NAME G. SKIPPER 13JUL05	
TOLERANCES UNLESS OTHERWISE SPECIFIED: 0-PLC ± 1-PLC ±0.2 2-PLC ±0.052 3-PLC ±0.005 4-PLC ± ANGLES ±0.30°		PRODUCT SPEC 108-19082	MALE ASSEMBLY, Z-PACK 2mm HM, TYPE F	
MATERIAL SEE SHEET 1		APPLICATION SPEC 114-19029	SIZE A1	RESTRICTED TO -
FINISH SEE SHEET 1		WEIGHT -	CAGE CODE 00779	DRAWING NO 5646457
		CUSTOMER DRAWING		SCALE 4:1 SHEET 2 OF 2 REV D